

Pop-Facts® Demographics | Population & Race



Trade Area: Sand Springs, OK (city)

POPULATION

20,526

HOUSEHOLDS

7,931

ETHNICITY



4.3%

Index: 23

Hispanic/Latino

HISPANIC ORIGIN*



76.9%

Index: 124

Mexican

HOME LANGUAGE*

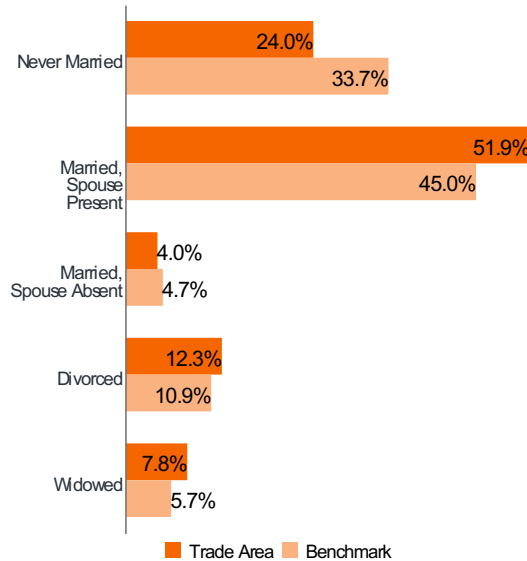


94.5%

Index: 124

Only English

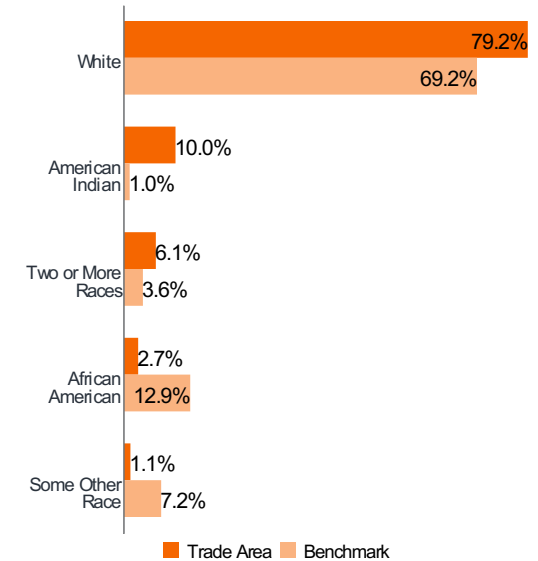
MARITAL STATUS



POPULATION BY AGE

| Age | Count | % | Index |
|---------|-------|------|-------|
| 0 - 4 | 1,358 | 6.6 | 110 |
| 5 - 9 | 1,406 | 6.8 | 113 |
| 10 - 14 | 1,415 | 6.9 | 110 |
| 15 - 17 | 879 | 4.3 | 111 |
| 18 - 20 | 795 | 3.9 | 94 |
| 21 - 24 | 1,023 | 5.0 | 95 |
| 25 - 34 | 2,756 | 13.4 | 99 |
| 35 - 44 | 2,522 | 12.3 | 96 |
| 45 - 54 | 2,437 | 11.9 | 96 |
| 55 - 64 | 2,455 | 12.0 | 94 |
| 65 - 74 | 1,982 | 9.7 | 96 |
| 75 - 84 | 1,067 | 5.2 | 105 |
| 85+ | 431 | 2.1 | 104 |

POPULATION BY RACE**



Benchmark: USA

*Top variable chosen from percent composition ranking

**Top 5 variables chosen from percent composition ranking

© 2021 Claritas, LLC. All rights reserved. Source: ©Claritas, LLC 2021 .
(<https://claritas.easptlight.com/Spotlight/About/3/2021>)

| | | | |
|---------------|-----|----------|------|
| Index Colors: | <80 | 80 - 110 | 110+ |
|---------------|-----|----------|------|

Pop-Facts® Demographics | Housing & Household



Trade Area: Sand Springs, OK (city)

Population: 20,526 | Households: 7,931

MEDIAN AGE OF HOUSEHOLDER

53

Index: 100

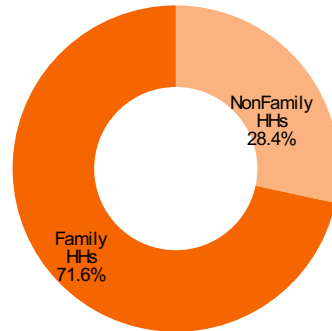
PRESENCE OF CHILDREN*



36.4%

Index: 108

HOUSEHOLD TYPE



HOUSING TENURE



Own

73.7%

Index: 113



Rent

26.3%

Index: 75

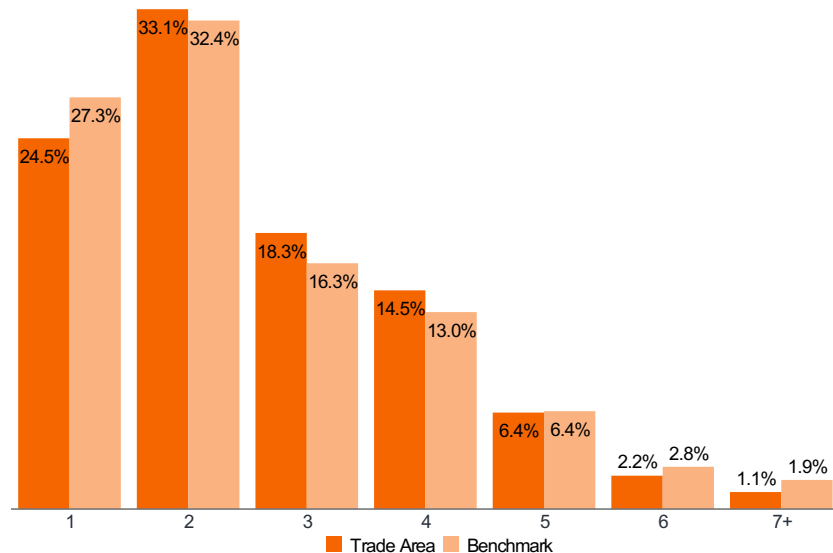
AGE OF HOUSING**



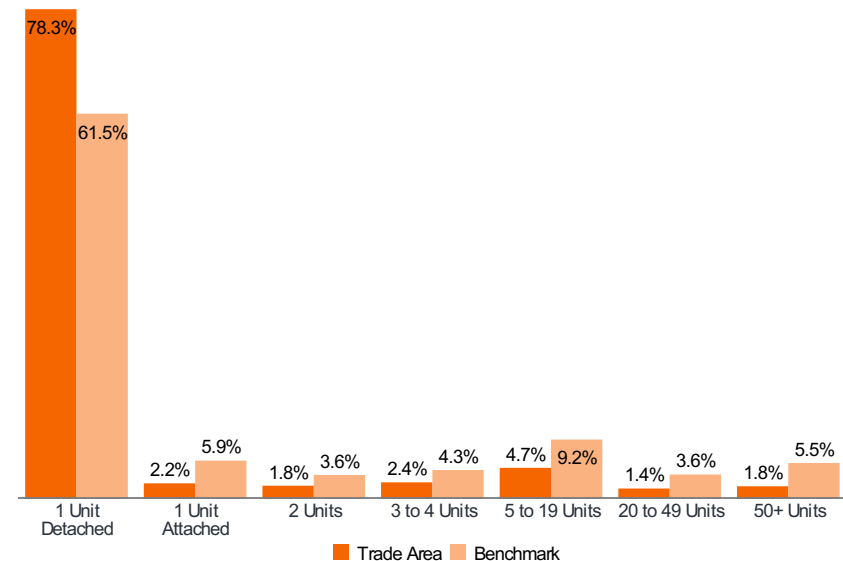
39 - 48 years old

% Comp: 18.2 Index: 127

HOUSEHOLD SIZE



HOUSING UNITS IN STRUCTURE



Benchmark: USA

© 2021 Claritas, LLC. All rights reserved. Source: ©Claritas, LLC 2021 .
(<https://claritas.easpotlight.com/Spotlight/About/3/2021>)

*Uses the variable "Households with people under age 18"

**Chosen from percent composition ranking

Index Colors: <80 80 - 110 110+

Pop-Facts® Demographics | Affluence & Education



Trade Area: Sand Springs, OK (city)

Population: 20,526 | Households: 7,931

EDUCATIONAL ATTAINMENT: TOP 2*



33.6%

Index: 125

High School Graduate



26.6%

Index: 130

Some College, No Degree

EDUCATION: HISPANIC/LATINO



0.4%

Index: 13

Bachelor's degree or higher

POVERTY STATUS



92.1%

Index: 102

At or above poverty

HOUSEHOLD INCOME



Median Household Income

\$62,114

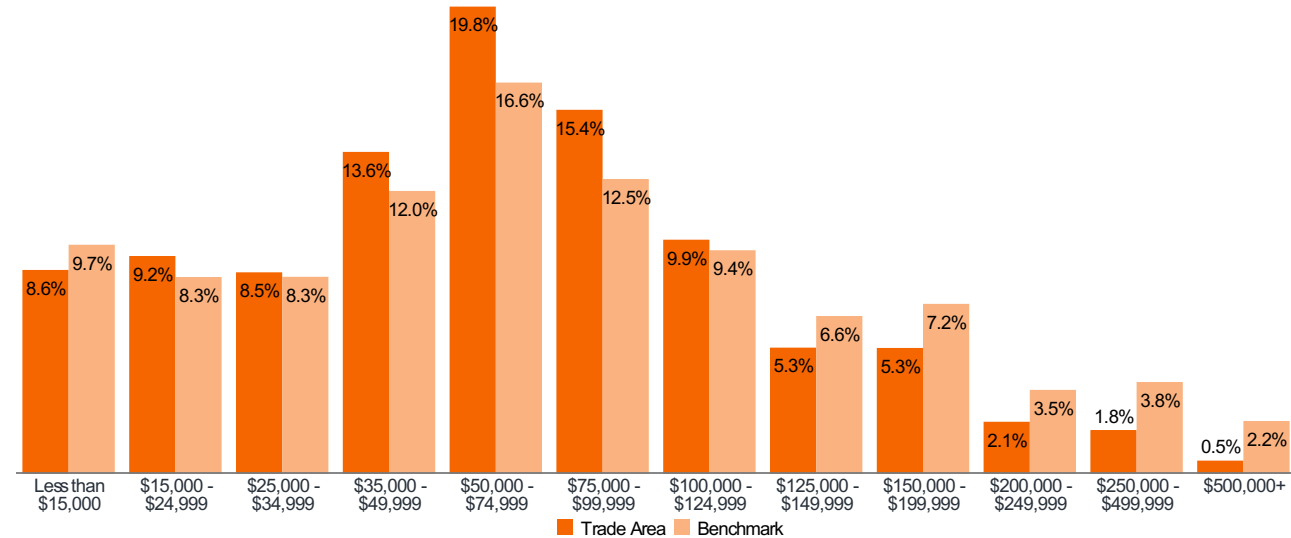
Index: 93

Average Household Income

\$78,054

Index: 81

HOUSEHOLD INCOME DISTRIBUTION



Benchmark: USA

*Ranked by percent composition

© 2021 Claritas, LLC. All rights reserved. Source: ©Claritas, LLC 2021 .
(<https://claritas.easpotlight.com/Spotlight/About/3/2021>)

| | | | |
|---------------|-----|----------|------|
| Index Colors: | <80 | 80 - 110 | 110+ |
|---------------|-----|----------|------|

Pop-Facts® Demographics | Employment & Occupation



Trade Area: Sand Springs, OK (city)

Population: 20,526 | Households: 7,931

OCCUPATIONAL CLASS*



59.7%

Index: 99

White Collar

UNEMPLOYMENT RATE



3.9%

Index: 76

Percent of civilian labor force unemployed

METHOD OF TRAVEL TO WORK: TOP 2*



88.8%

Index: 116

Travel to work by **Driving Alone**

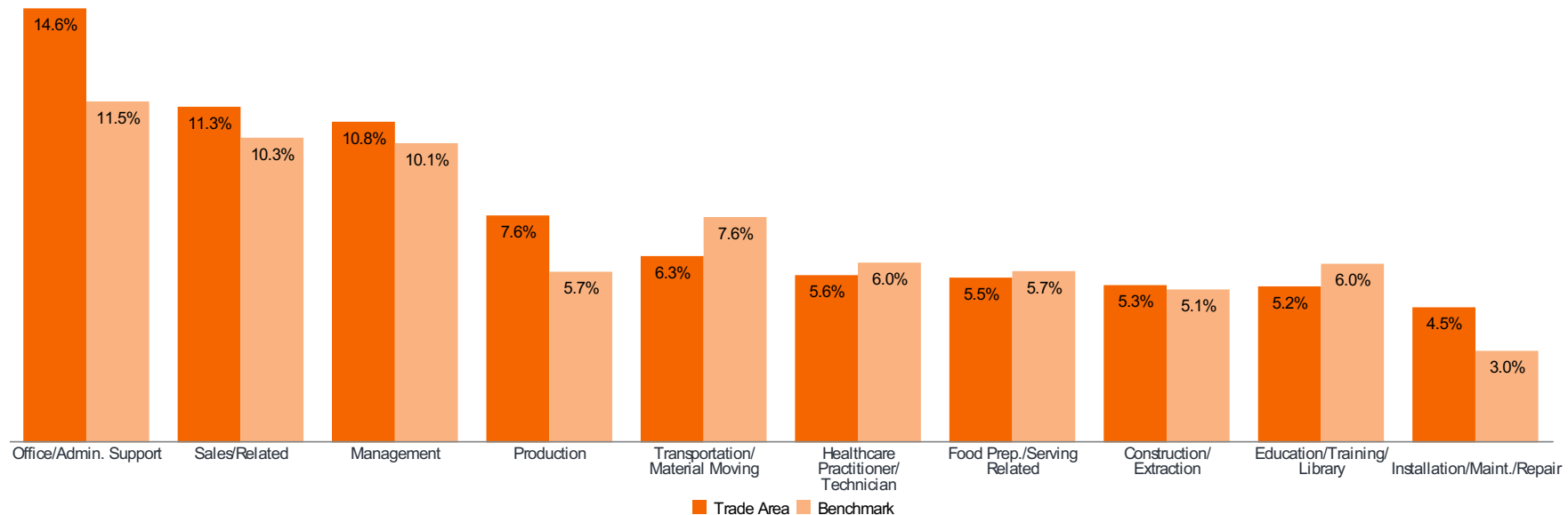


6.5%

Index: 73

Travel to work by **Carpooling**

OCCUPATION: TOP 10*



Benchmark: USA

*Chosen from percent composition ranking

© 2021 Claritas, LLC. All rights reserved. Source: ©Claritas, LLC 2021 .
(<https://claritas.easptlight.com/Spotlight/About/3/2021>)

Index Colors: <80 80 - 110 110+

Trade Area: Sand Springs, OK (city)

Population: 20,526 | Households: 20,526

